

Drying Equipment

Dual Purpose Drying Cabinet

Dry



- Capacity up to 12 pieces of gear or 500' of 5" hose
- Dryer Presets:
 - Gear 3 hour
 - Hose 10 hour
- Meets NFPA 1851 2020 edition
- 900 CFM Air flow
- 6000 Watts of heating power
- 12" diameter vent tube
- Commercial Grade Construction
- CSA / ETL Compliant
- Made in North America
- 10 year warranty

Includes

- 6 gear hangers
- 6 glove hangers
- 10 wire hose shelves

Electrical Hardwired Configuration

- D612 = 240v / 1 Phase / 60 hz
- D613 = 208v / 1 Phase / 60 hz
- D633 = 240v / 3 Phase / 60 hz
- D634 = 208v / 3 Phase / 60 hz



for more information
800-795-1150 option 2
text msg to: 847-278-9767
[email sales@circul-air-corp.com](mailto:sales@circul-air-corp.com)
or visit our website Circul-Air-Corp.com

Drying Cabinet Tech Page



Dual Purpose Drying Cabinet	D612	D613	D633	D634
Electrical Volt / Phase / hz / Amps	240/1/60/30.1	208/1/60/27.5	240/3/60/19.6	208/3/60/17.7
Suggested Amp Breaker	35	35	35	30
Venting Requirements	10 – 14" (12" Recommended)			
Dimensions W x D x H (Refer to Cut Sheet for door clearances):	47" x 55" x 81			
Standard Programmed Cycles	Hose 10 hour / Gear 3 hour Hose			
Airflow / watts of heating	900 Cubic Feet per Minute / 6000 watts heating			

Express 6 Gear Drying Cabinet	E612	E613	E633	E634
Electrical Volt / Phase / hz / Amps	240/1/60/30.1	208/1/60/27.5	240/3/60/19.6	208/3/60/17.7
Suggested Amp Breaker	35	35	35	30
Venting Requirements	10 – 14" (12" Recommended)			
Dimensions W x D x H (Refer to Cut Sheet for door clearances):	55" x 38" x 82"			
Standard Programmed Cycles	Hose 10 hour / Gear 3 hour Hose			
Airflow / watts of heating	900 Cubic Feet per Minute / 6000 watts heating			

Express 2 Gear Drying Cabinet	V511
Electrical Volt / Phase / hz / Amps	120v / 1 / 60hz (3 prong plug)
Suggested Amp Breaker	20
Venting Requirements	Optional. If used 10 – 14" (12" Recommended)
Dimensions W x D x H (Refer to Cut Sheet for door clearances):	33" x 37" x 84"
Standard Programmed Cycles	Hose 10 hour / Gear 3 hour
Airflow / watts of heating	600 CFM / 1500 watts

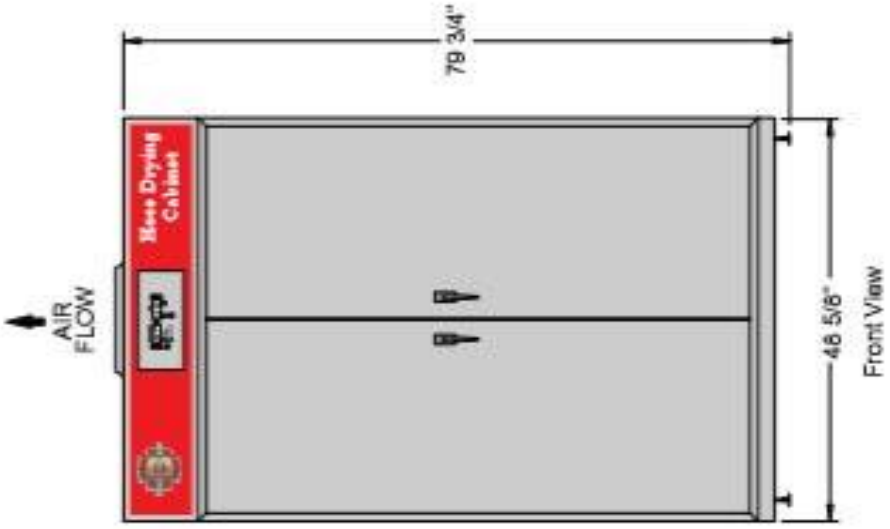
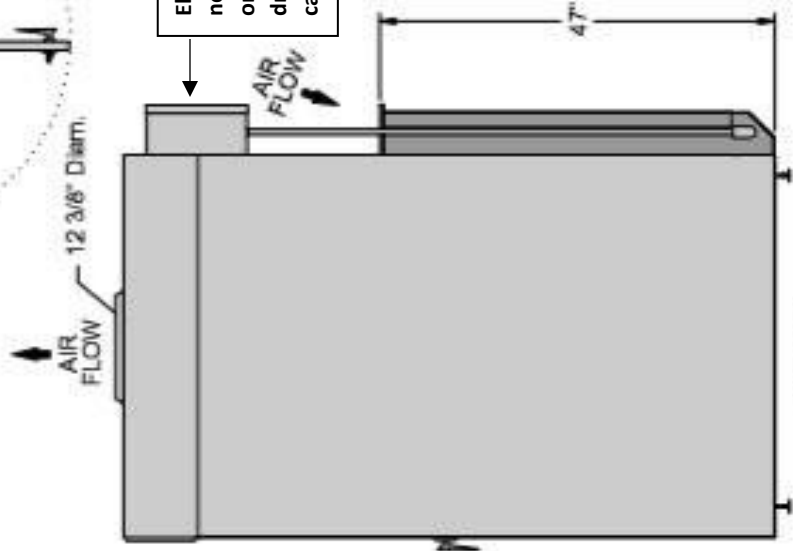
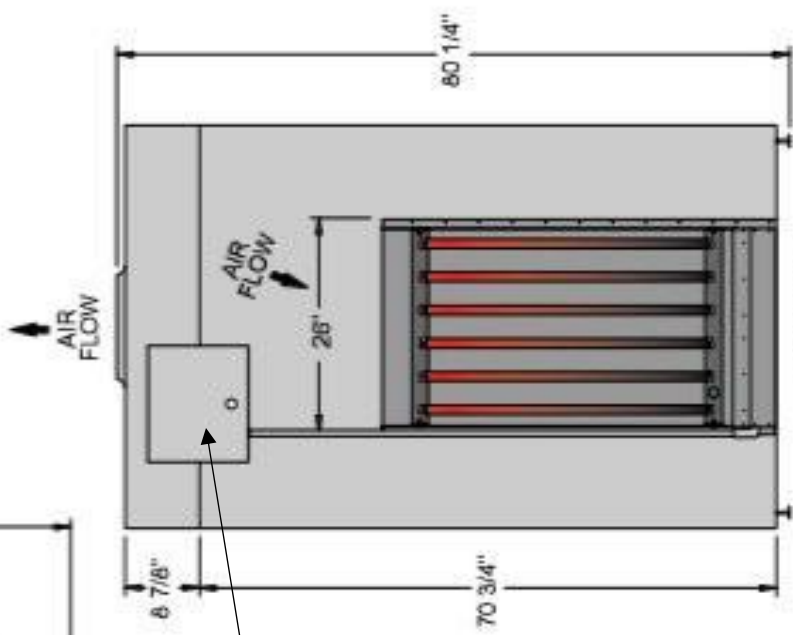
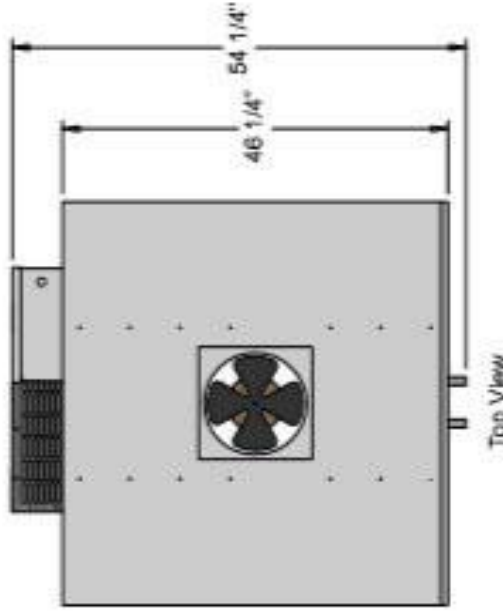
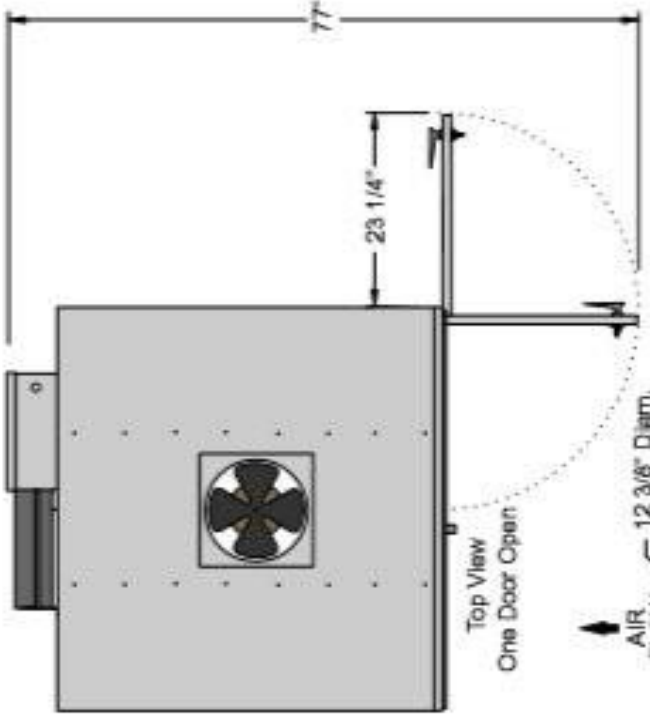
Note:

- It is recommended that all drying cabinet exhaust be properly ventilated either through an external wall (or) in such a manner as to deflect discharge exhaust air away from the cabinet.
- The exhaust orifice at the top center of the cabinet is 12 3/8 in diameter and screws should never be driven into the top of the cabinet because the penetration of the screws may stop the fan blades from turning.
- A dedicated electrical circuit for the cabinet is recommended as voltage draw from other units can cause an amperage draw beyond design specifications.
- Specific model information and user manual can be found on the product information page on our website www.circul-air-corp.com

DIMENSIONAL DRAWING FOR



DRYING CABINET



Drawing Number	??
Drawn By	Troy J.
Date	03-31-03

REVISION	08-12-2014
----------	------------